


# OSAA VOLLEYBALL RULES CLINIC -- August 3, 2015

Slide 1



Slide 2



Slide 3

**Publication Corrections**


- **Rules Book**, Page 16, Rule 4-2-7, PENALTIES #4, For subsequent violations by the same team during the set match, a loss ...
- **Rules Book**, Page 64, # 6, Net Fault or Net Serve  
NOTE: The ~~second~~ referees ~~is~~ are not ...
- **Case Book**, Page 28, 7.1.2 SITUATION B, RULING: (a) and (c) legal; (b) illegal

# OSAA VOLLEYBALL RULES CLINIC -- August 3, 2015

Slide 4


**Publication Corrections**

- **Officials Manual**, Page 66, Introductions and National Anthem Protocol  
(Unless determined otherwise . . .)
- **Preseason Guide**, Page 10, Column 1, paragraph 2, line 5, delete ~~A ball rolling up a player's arms—as long as the ball does not come to rest—is considered multiple contacts in one act of playing the ball.~~




Slide 5

**Unnecessary Delay Rule 9-9-1**



Water on the court by a team member and a libero entering the court outside the replacement zone are among the unnecessary delays penalized with administrative cards. The first unnecessary delay results in a warning using a yellow card. Any subsequent unnecessary delay during the same set by personnel of that team results in an unnecessary delay red card penalty loss of rally/point to the opponent.



- The penalty of a loss of time-out or loss of rally point for the first unnecessary delay is significantly more severe than the violation.
- Issuing a single team warning (administrative yellow card) during a set before issuing a penalty of loss of rally/point for a subsequent delay is more appropriate.
- All previous penalties of unnecessary delay will follow this penalty system.


Slide 6

**Unnecessary Delay Rule 9-9-1**

Penalty system for unnecessary delay **NO LONGER** results in a time-out being removed

**New UD Penalty**

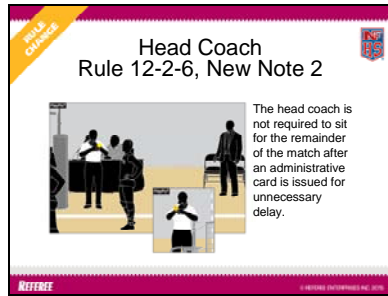
- Penalty now consists of administrative yellow card warning for the first offense in the set
- Administrative red card for subsequent unnecessary delay in same set resulting in loss of rally/point
- Repeated unnecessary delay violations in multiple sets **may** be considered and penalized as unsporting conduct



- It is important to note that should a team abuse the unnecessary delay warning by incurring repeated delays in multiple sets, the first referee **may** consider as unsporting conduct and penalize accordingly.

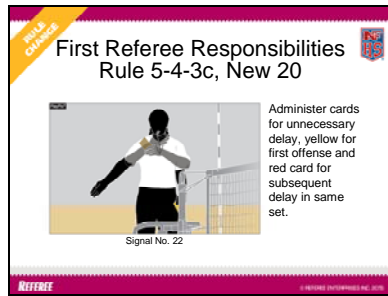
## OSAA VOLLEYBALL RULES CLINIC -- August 3, 2015

Slide 7




- A yellow or red card for unnecessary delay is not considered as warning/penalty under unsporting conduct.
- UD cards, yellow or red, are considered administrative.
- As such, the head coach is not required to sit during play for the remainder of the match as would be required when a card for unsporting conduct is issued.

Slide 8



- The R1 has the responsibility to administer cards for an unnecessary delay for violations by coaches, players, substitutes, replacements and the team.
- This has been added to the rule regarding first referee responsibilities.

Slide 9



- The old unnecessary delay signal has been replaced with a new signal and mechanics.
- With arm on side of the offending team bent across the chest, hand just below chin, place palm of opposite hand, while holding card, against the wrist. Then extend the bent arm toward the floor on the offending team's side and drop the other arm, with card, to the side of the official's body.


# OSAA VOLLEYBALL RULES CLINIC -- August 3, 2015

## Slide 10

**Unnecessary Delay - Administrative Cards  
Officials Mechanics and Responsibilities**

Administrative yellow and red cards are the penalty for unnecessary delay. Mechanics of administering the cards are as follows:


- The signal for administrative unnecessary delay is signal #22.
- First administrative unnecessary delay results in the issuance of a yellow card. The issuance of the first administrative unnecessary delay in a set shall not require the head coach to remain seated for the remainder of the match.



## Slide 11

**Unnecessary Delay - Administrative Cards  
Officials Mechanics and Responsibilities**


- All subsequent administrative unnecessary delay violations in that set shall result in an administrative unnecessary delay (red card) and a loss of rally/point shall be awarded to the non-offending team and shall not require the head coach to remain seated for the remainder of the match.
- Administrative unnecessary delay cards do not carry over from set to set throughout the match. For repeated delay(s) in any situation, in subsequent sets after the first administrative unnecessary delay has been administered, unsporting conduct **may** be assessed consistent with the procedures as set forth on page 80 of the Case Book and Officials Manual.



## Slide 12

**Unnecessary Delay - Administrative Cards  
Officials Mechanics and Responsibilities**

- When the R2 initiates the call for unnecessary delay, he/she moves to the side of the net for the offending team. The penalty card is held in the hand closest to the non-offending team against the back of the wrist of the other hand, palm (open and facing the R2) and chest high on the side of the offending team. The penalty card is lowered to the referee's side and the arm on the offending side is dropped toward the court of the offending team.
- The R1 administers the card in the same manner but the hand is held with fingers at bottom of the chin. When the R1 initiates an administrative unnecessary delay, the R2 does not repeat the procedure.
- The R2 confirms with the scorer that the unnecessary delay administrative card is recorded in the comment section of the scoresheet.



## OSAA VOLLEYBALL RULES CLINIC -- August 3, 2015

Slide 13

**Second Referee Rule 5-5-3b, New 21**

The second referee shall confirm the recording of unnecessary delay violation with the scorer, yellow for administrative warning and red for administrative penalty loss of rally/point.

- The R2 has the responsibility to communicate with the scorer to be certain the administrative card for the delay is recorded in the Comment section of the scoresheet.
- The R2 and scorer also confirm, if necessary, the penalty of a loss of rally and point to opponent.

Slide 14

**Unnecessary Delay-2nd Referee Rule 5-5-3b NEW (21)**

- Confirm with scorer of the initial unnecessary delay warning
- Confirm subsequent unnecessary delay penalty(ies) during the set by
  - Coach
  - Players
  - Substitute
  - Replacement
  - Team
- Confirm with first referee

- The R2 must communicate with the R1 that all appropriate recording has occurred before turning the set back to the R1.

Slide 15

**Scorer's Responsibilities Rule 5-6-3, New h**

Record in the Comments section of the scoresheet the unnecessary delay and penalty, yellow card warning for first offense in set and red card loss of rally/point for subsequent delay in the same set. Penalty point recorded if necessary.

YUD = Yellow card unnecessary delay  
RUD = Red card unnecessary delay

- Unnecessary delay should be recorded in the Comment section of the scoresheet with YUD for yellow and RUD for red cards.


## OSAA VOLLEYBALL RULES CLINIC -- August 3, 2015

Slide 16

Unnecessary Delay-Uniform  
Rule 4-2-2

Attempting to Enter Set

- When a player wearing an illegal uniform attempts to enter the set, unnecessary delay shall be assessed to the team and the player shall not enter until in legal uniform
  - Administrative yellow card warning first offense
  - Administrative red card subsequent unnecessary delay offense(s) in the same set




- Let's review the application of the new penalty system for an unnecessary delay.
- Attempting to enter the set in an illegal uniform results in unnecessary delay and the player shall not enter until in a legal uniform.
- Yellow for the first offense and red card for the subsequent offense in the same set.

Slide 17

Unnecessary Delay-Uniform  
Rule 4-2-2

Discovered in the Set

- When a player wearing an illegal uniform is discovered in the set, unnecessary delay shall be assessed to the team
  - Administrative yellow card warning first offense
  - Administrative red card subsequent unnecessary delay offense(s) in the same set
- Player must be removed from set until in legal uniform
- If team requests time-out, and has one remaining, player may remain in set if uniform made legal within the time-out but unnecessary delay is assessed




- When a player already in the set is observed in an illegal uniform, unnecessary delay is assessed.
- The player must be removed from the set until in legal uniform.
- Play must not be delayed to correct the uniform.
- If the team has a time-out it may be requested and granted for the uniform to be made legal. However, the unnecessary delay penalty is **still** assessed.

Slide 18

Unnecessary Delay-Substitution Procedure  
Rule 10-2-7 PENALTIES 1

- Illegal substitute attempts to enter set
- Unnecessary delay is charged to the offending team (administrative yellow card for first offense or red card for subsequent offense in same set)




- An illegal substitute attempting to enter the set results in an unnecessary delay.

## OSAA VOLLEYBALL RULES CLINIC -- August 3, 2015

Slide 19

**Illegal Substitutes in the Set**  
Rule 10-3 PENALTIES


- Illegal substitute identified in the set after whistle signal for serve results in loss of rally/point, illegal alignment



Slide 20

**Unnecessary Delay: Libero Replacement**  
Rule 10-4 PENALTIES

- Illegal libero replacement takes place prior to the whistle/signal for serve
- Unnecessary delay (administrative yellow card for first offense or red card for subsequent offense in same set) is charged to the offending team




- Penalty for an illegal replacement is updated to reflect new penalty structure for an unnecessary delay.

Slide 21

**Time-Outs and Intermission**  
Rule 11-2 PENALTIES

- For a team not conferring in the specified area or delaying its return to the court after a time-out, unnecessary delay shall be charged (administrative yellow card for the first offense or red card for subsequent offense in that set)




- Teams not returning to the court to resume play after a time-out or following the interval between sets or intermission shall be charged with unnecessary delay.

## OSAA VOLLEYBALL RULES CLINIC -- August 3, 2015

Slide 22

**Lineup  
Rule 7-1-5**

- If a coach submits his/her lineup listing a starting player number that no team member is wearing:
  - The coach shall substitute a player with a legal number into that position in the lineup
  - This counts as one of the team's allowable 18 substitutions




- Maintains consistency within the rules by allowing a substitution to correct a lineup issue that otherwise does not affect the match.
- The substitute is to be listed on the roster.


Slide 23

**Lineup  
Rule 7-1, New 6**

**NEW CHANGE**



If the same player number is listed more than once in the starting lineup, one substitution shall be made to ensure six unique, legal player numbers start the set. The substitute must also be listed on the roster.




REFEREE

- The rules now clearly address how a lineup shall be corrected if the coach errs and lists the same player number twice.
- There is to be a legal substitution and the substitute must be listed on the roster.


Slide 24

**Substitution Procedure  
Rule 10-2-5**

**NEW CHANGE**



Substitute(s) shall enter the set at the end of a time-out after both teams have returned to the court. Normal exchange procedure followed. R2 confirms with the scorer the substitution(s) is recorded before returning set back to the R1.



REFEREE

- The revised procedure improves the communication between the second and first referees, coaches and fans when a substitution occurs at a time-out.
- Substitutes report at the end of a time-out and follow the normal exchange procedure.



## OSAA VOLLEYBALL RULES CLINIC -- August 3, 2015

Slide 25

**Intermission Rule 11-5-1, 2**

An intermission may be used between set Nos. 2 and 3. (Nos. 1 and 2 in 2-of-3 match), the interval and intermission shall be no longer than a total of five minutes.

**OSAA ADOPTION: Varsity Level Only**

- The establishment of the length and location for an intermission provides consistency and guidelines for schools conducting promotional or special recognition activities between sets.

Slide 26

**Intermission Rule 11-5- NEW 2**

- Intermission occurs between sets two and three and shall be no longer than five minutes in duration
  - Three minutes for regular interval plus two minute intermission
- Host school determines if intermission shall be used
- Promotional or special recognition activities completed in time for both teams to return to the court no later than expiration of five minutes

- The host school management must let the officials and visiting team know prior to the prematch conference if an intermission is to occur for proper timing between sets and team preparations.
- Each team is responsible to return to the playing court at the proper time without delay.

Slide 27

National Federation of State High School Associations

**2015-16 Volleyball**  
Editorial Changes,  
Points of Emphasis  
and  
Officials Manual

Take Part. Get Set For Life.™

# OSAA VOLLEYBALL RULES CLINIC -- August 3, 2015

Slide 28

**Editorial Change**

### Coin Toss Rule 1-2-3a

Removes unnecessary language. *The loser of the toss shall be given the remaining choice* as the loser of the coin toss has no further choices.

**REFEREE**

- This deletion removes unnecessary language as the loser of the toss for the first set has no choice regarding serve/receive.

Slide 29

**Editorial Change**

### Uniform Rule 4-2-1g

Only a memorial or commemorative patch to be placed on the uniform requires prior state association approval to the school.

Memorial/commemorative patch requires state association approval. Placement of American flag does not require state association approval.

**REFEREE**

- Clarifies that an American flag, with a size restriction, may be placed on the uniform and a commemorative or memorial patch requires state association approval before being placed on the uniform.

Slide 30

**Other Editorials**

- 5-5-3b(7) **Determine** Assist the first referee ...
- 12-2-7, 8 **PENALTIES** **NOTES:**  
2. Cards issued for unsporting conduct carry over from set to set throughout the match.

**REFEREE**


- Clarifies the second referee assists the first referee, but is not responsible for whistling the violation.
- Codifies what has been listed as a procedure that cards issued for conduct carry over from set to set throughout the match.

## OSAA VOLLEYBALL RULES CLINIC -- August 3, 2015

Slide 31

Head Coach Standing - Administrative Yellow Card, Unnecessary Delay  
Rule 12-2-6 NEW NOTE 2

- Cards (yellow or red) issued for unnecessary delay shall not require the head coach to remain seated for remainder of the match
- The administrative cards for unnecessary delay are not considered as a penalty for unsporting conduct
- Exception is first referee determining the actions of the team for multiple unnecessary delay violations in multiple sets is unsporting conduct



- With the new penalty system for unnecessary delay, it is important to remember administrative cards are only for the set in which issued and do not require the head coach to be seated during play.

Slide 32

Points of emphasis

### Yellow Card is a Valuable Tool



Officials are encouraged to use a yellow card rather than a string of verbal warnings, especially regarding coach or player conduct. At times the R2 may be in a position to use preventative officiating, but let the yellow card work for you to set the tone and not let things drag out.

REFEREE

© 2014 OSAA/OSAA/BC, LLC

- When necessary, the referees should not hesitate to issue a yellow card for conduct.
- This warning in many cases will prevent the unacceptable conduct from escalating to a red card resulting in a loss of rally/point.

Slide 33

Points of emphasis

### Solid-colored Uniform Top Review



Compliant Red      Compliant Red      Compliant Both

In 2016, either the libero or teammates or both will be required to wear a solid-colored uniform top. The libero's top must clearly contrast from the predominant color(s) of teammates' uniform top.

REFEREE

© 2014 OSAA/OSAA/BC, LLC

# OSAA VOLLEYBALL RULES CLINIC -- August 3, 2015

Slide 34

**POINT TO EMPHASIS**

## Solid-colored Uniform Top Review



A. The libero may wear the solid-colored jersey and the color must be in contrast to the predominant color(s) of the team uniforms.

**REFEREE**

© 2014 OSAA/USA Volleyball, Inc. 2015

Slide 35

**POINT TO EMPHASIS**

## Solid-colored Uniform Top Review



B. The team may be in solid-colored jerseys that are in contrast to the predominant color(s) to the libero's uniform top.

**REFEREE**

© 2014 OSAA/USA Volleyball, Inc. 2015

Slide 36

**POINT TO EMPHASIS**

## Solid-colored Uniform Top Review



C. Both team and libero may be in solid-colored jerseys but the libero's jersey must be in contrasting color to the teammates' jersey.

**REFEREE**

© 2014 OSAA/USA Volleyball, Inc. 2015

# OSAA VOLLEYBALL RULES CLINIC -- August 3, 2015

Slide 37

**POINTS TO EMPHASIZE**

## Solid-colored Uniform Top Review



The solid-colored uniform top may have a single mascot reference on the sleeve or body of the uniform not to exceed space of 4x4 or 3x5 inches.

**REFEREE**

- In PlayPic No. 3, the mascot name/reference on the sleeve of the solid-colored jersey exceeds the permitted 4x4 or 3x5 inches size.

Slide 38

**POINTS TO EMPHASIZE**

## Resuming Play After Intermission



It is important the coach for each team meets his/her responsibility to have the team on the court no later than the expiration of the intermission. A team that delays the start of play by not returning to the court on time shall be issued an unnecessary delay penalty.

**REFEREE**

- Teams must return to their respective courts by the end of the 5-minute intermission.

Slide 39

**POINTS TO EMPHASIZE**

## Preventive Officiating



Attending to all prematch responsibilities, confirming your method of communication with your partner, line judges and table officials will head off problems. Conduct a proper check of the lineup to be sure it is properly recorded on the scoresheet as the teams take the court. This will prevent unnecessary problems.

**REFEREE**

## OSAA VOLLEYBALL RULES CLINIC -- August 3, 2015

Slide 40



**TOPIC TO REMEMBER**

### Review of Equipment and Facilities

Coaches have the responsibility to check the condition of all equipment and the playing area facility to be certain it is compliant with game rules and in good condition to avoid injuries. This review should occur prior to the beginning of the season and at the end.

**REFEREE**

- It is equally important to maintain equipment and facility during the season and secure repairs when necessary.
- The condition of the referee's platform should not be overlooked.

Slide 41



**TOPIC TO REMEMBER**


### Yellow/Red Cards for Unsporting Conduct

SET 1 SET 2 SET 4

Cards issued for unsporting conduct carry over from set to set in A and C. Administrative cards issued for unnecessary delay apply only to that set in which the unnecessary penalty issued as in B.

**REFEREE**

Slide 42



**TOPIC TO REMEMBER**

### Net Fault Signal #6

Language has been updated, removing the unnecessary technique of touching the net as a part of the mechanics of the signal.


**REFEREE**

- Removes the unnecessary mechanic of touching the net by the referees and now included with the current NFHS Officials Manual mechanic.

# OSAA VOLLEYBALL RULES CLINIC -- August 3, 2015

Slide 43

**Lineup**  
Rules 7-1-5, 6




- Coaches have the responsibility to submit accurate lineups.
- Accountability to your team to avoid unnecessary substitutions and penalties.
- Second referee should not take lightly the responsibility to work with scorer to confirm accuracy of lineup submitted and recorded.
- Avoid unnecessary interruption of play and avoidable penalties by verifying lineups and rotation of players.

**REFEREE**

Slide 44

**NFHS Volleyball Publications**



- The Rules Book, Case Book/Officials Manual and Scorebooks can be ordered:
  - Online at [www.nfhs.com](http://www.nfhs.com)
  - By calling 1,800.776.3462

Slide 45

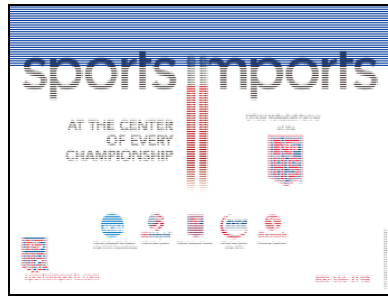
**NFHS E-books**



- Electronic versions of NFHS Rules and Case Books are now available for purchase as e-books
- Apple users can visit iTunes for available books
- Apple, Android and Kindle users can buy e-books from Amazon.com and view them through the Kindle app
- \$5.99
  - Visit [www.nfhs.org/ebooks](http://www.nfhs.org/ebooks) for more information

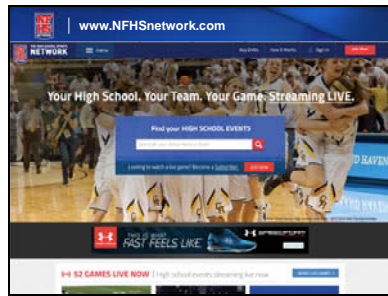
## OSAA VOLLEYBALL RULES CLINIC -- August 3, 2015

Slide 46



- The NFHS welcomes Sports Imports as one of the NFHS corporate partners.
- Striving for excellence by our athletes is partnered with Sports Imports excellence in equipment.

Slide 47



- Capture the moment, share the excitement be a part of the memories!
- Visit NFHSnetwork.com, THE DESTINATION, to view high school events at their best.

Slide 48

